

# COMPLETE 2

## LED Under Cabinet Light

Choose from six energy efficient fixture lengths in two finishes. Easy installation with captive mounting screws, quick access door to wiring compartment, and handy accessories such as hardwire box and linking cables. Multiple fixtures can also be linked directly with an in-line connector (included). Long life, high CRI and convenient dimming are additional benefits.

- 3000K color temperature and 93+ CRI
- Diffused lens eliminates dotting
- Efficacies up to 70 lumens per watt
- Linkable up to 400W
- Low profile design - less than 1" high
- Plug-in or direct wire capable
- Dimmable with most CL and ELV dimmers
- cETLus Listed for indoor dry locations
- 35,000 hours rated life
- ENERGY STAR certified



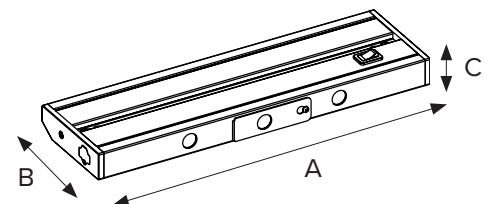
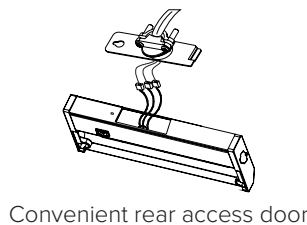
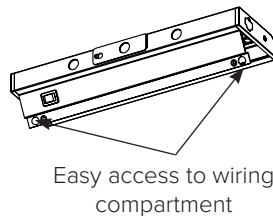
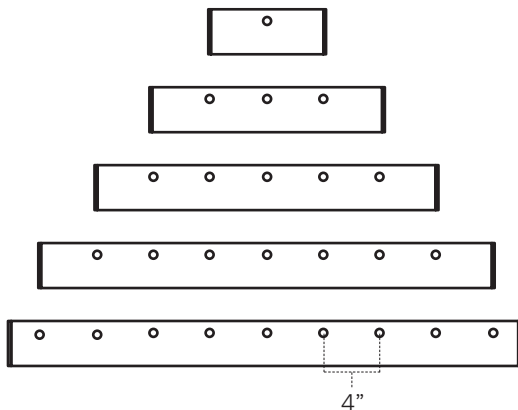
### COMPLETE 2 QUICK SPECS

<b>VOLTAGE</b>	120V AC
<b>WATTAGE</b>	3W / 4W / 6W / 8W / 11W / 14W
<b>LUMENS</b>	175-995
<b>CCT</b>	3000K
<b>CRI</b>	93+
<b>MAX RUN</b>	400W
<b>DIMMING</b>	10-100%* with most CL/ELV dimmers
<b>BEAM ANGLE</b>	120°
<b>CERTIFICATIONS</b>	cETLus Listed - Indoor/Dry Locations; Energy Star; JA8
<b>RATED LIFE</b>	35,000 hours

\*Minimum loads may apply. Per the NEC, switched wall outlets cannot be used with wall dimmers.

### COMPLETE 2 DIMENSIONS

1/2" knockouts located on back end and underside of fixture, spaced every 4"



Part Number	A	B	C
ALC2-8	8-3/4"	3-5/8"	15/16"
ALC2-12	12-1/4"	3-5/8"	15/16"
ALC2-18	18-1/4"	3-5/8"	15/16"
ALC2-24	24-1/4"	3-5/8"	15/16"
ALC2-32	32-3/4"	3-5/8"	15/16"
ALC2-40	40-1/4"	3-5/8"	15/16"

PROJECT: \_\_\_\_\_

TYPE: \_\_\_\_\_

LOCATION: \_\_\_\_\_

CATALOG NUMBER: \_\_\_\_\_



**COMPLETE 2 ORDERING INFORMATION**

ITEM NUMBER	CCT	LENGTH	LUMENS	WATTAGE	VOLTAGE	CRI	BEAM ANGLE	DIMMING
ALC2-8-DB	3000K	8"	175Lm	3W	120V AC	93+	120°	CL/ELV
ALC2-8-WH	3000K	8"	180Lm	3W	120V AC	93+	120°	CL/ELV
ALC2-12-DB	3000K	12"	250Lm	4W	120V AC	93+	120°	CL/ELV
ALC2-12-WH	3000K	12"	270Lm	4W	120V AC	93+	120°	CL/ELV
ALC2-18-DB	3000K	18"	375Lm	6W	120V AC	93+	120°	CL/ELV
ALC2-18-WH	3000K	18"	415Lm	6W	120V AC	93+	120°	CL/ELV
ALC2-24-DB	3000K	24"	475Lm	8W	120V AC	93+	120°	CL/ELV
ALC2-24-WH	3000K	24"	515Lm	8W	120V AC	93+	120°	CL/ELV
ALC2-32-DB	3000K	32"	650Lm	11W	120V AC	93+	120°	CL/ELV
ALC2-32-WH	3000K	32"	770Lm	11W	120V AC	93+	120°	CL/ELV
ALC2-40-DB	3000K	40"	800Lm	14W	120V AC	93+	120°	CL/ELV
ALC2-40-WH	3000K	40"	995Lm	14W	120V AC	93+	120°	CL/ELV

**3LC2 fixtures include:** (1) 3/8" Clamp connector, (1) Inline/direct connector, (2) Captive mounting screws, (2) Mounting hole covers

**COMPLETE 2 ACCESSORIES**

ITEM NUMBER	LENGTH	FINISH	DESCRIPTION
ALC-EX6-BK	6"	Black	6" Black Linking cable; 18AWG male/female connectors
ALC-EX12-BK	12"	Black	12" Black Linking cable; 18AWG male/female connectors
ALC-EX6-WH	6"	White	6" White Linking cable; 18AWG male/female connectors
ALC-EX12-WH	12"	White	12" White Linking cable; 18AWG male/female connectors
ALC-CON-BK	N/A	Black	6" Replacement in-line connector for end-to-end connection
ALC-CON-WH	N/A	White	12" Replacement in-line connector for end-to-end connection

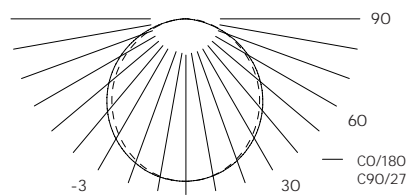


**COMPLETE 2 POWER ACCESSORIES**

ITEM NUMBER	DESCRIPTION	FINISH	APPLICATION	VOLTAGE	WATTAGE	LISTING	DIMENSIONS
ALC-BOX-DB	Hardwire box with male/female Molex connections, end power connection ports, (6) 3/8" knockouts, and On/Off rocker switch	Dark Bronze	Dry Location	120V AC	150W X 2	cETLus	7-3/8"L x 2-1/8"W x 1"H
ALC-BOX-WH		White	Dry Location	120V AC	150W X 2	cETLus	7-3/8"L x 2-1/8"W x 1"H
ALC-PC6-BK	6ft <sup>9</sup> power cord with 3-prong grounded plug and Molex connector	Black	Dry Location	120V AC	150W	cETLus	6ft
ALC-PC6-WH		White	Dry Location	120V AC	150W	cETLus	6ft

-6

**COMPLETE 2 PHOTOMETRICS**



Model #	Amperage	Wattage
ALC2-8-xx	0.03	3W
ALC2-12-xx	0.03	4W
ALC2-18-xx	0.05	6W
ALC2-24-xx	0.07	8W
ALC2-32-xx	0.09	11W
ALC2-40-xx	0.12	14W



# AMERICAN LIGHTING WARRANTY

## LIMITED WARRANTY FOR LED PRODUCTS: 5 YEARS

### LIMITED PRODUCT WARRANTY

Our products are warranted to be free from defects in material and workmanship for the warranty period listed. Warranty periods begin from the date of shipment from American Lighting Inc's warehouse to the original purchaser. Products that prove to be defective during their specific warranty period will be either repaired or replaced, at the sole discretion of American Lighting Inc. Claims for defective products must be submitted in writing to American Lighting Inc's RGA Department within the warranty period. Upon approval of such return, American Lighting Inc reserves the right to inspect the product for misuse or abuse. Claims for indirect or consequential damages or for product that, in American Lighting Inc's opinion, has been misused will be denied. This is a warranty of product reliability only and not a warranty of merchantability or fitness for a particular purpose. American Lighting Inc shall have no liability whatsoever in any event for payment of incidental or consequential damages, including, without limitations, installation costs and/or damages for personal injury and/or property. These products may represent a possible shock or fire hazard if improperly installed or altered in any way. This warranty does not apply to any product that has not been properly installed in accordance with current local codes and/or the National Electrical Code. Products that require a transformer, driver, or power supply must be used in conjunction with American Lighting Inc's recommended power supply to ensure safety and retain product warranty.

### PRODUCT SPECIFICATIONS

For the latest product information, updates, instructions and details concerning specifications, colors, finishes, performance, installation and design, visit [www.americanlighting.com](http://www.americanlighting.com). Color may vary from the color printed herein due to limitations in photographic and printing processes. American Lighting Inc. reserves the right to change product specifications without notice. Other product specifications such as color temperature, wavelength characteristics and lumen output are subject to production limitations and may vary. LED technology is changing rapidly, and not all color temperatures and performance levels can be duplicated at a later time. Best practices include purchasing 10-15% more for a particular project on the same initial order where white LED color temperatures must be maintained over project and product life. Eventual product replacement should be considered at layout and design stages. Best practices also include testing connections and product performance prior to mounting and/or installing.

### AVERAGE LIFE

Average incandescent lamp life, rated life and average life are terms used to describe the number of hours at which half of the lamps have failed. For LEDs, the hours of rated life specify the point where 70% of original lumen output is reached. Below this point, the effective life is over, however, the LED may still emit light. Individual results may vary with actual environmental conditions including, but not limited to, proper installation, ambient temperature and/or input voltage fluctuations.